

CS 240 – Data Structures and Data Management

Module 9: String Matching

T. Biedl E. Schost O. Veksler

Based on lecture notes by many previous cs240 instructors

David R. Cheriton School of Computer Science, University of Waterloo

Winter 2021

References: Goodrich & Tamassia 23

Outline

1 String Matching

- Introduction
- Karp-Rabin Algorithm
- String Matching with Finite Automata
- Knuth-Morris-Pratt algorithm
- Boyer-Moore Algorithm
- Suffix Trees
- Conclusion

Outline

1 String Matching

- Introduction
- Karp-Rabin Algorithm
- String Matching with Finite Automata
- Knuth-Morris-Pratt algorithm
- Boyer-Moore Algorithm
- Suffix Trees
- Conclusion

Pattern Matching Definition [1]

- Search for a string (pattern) in a large body of text
- $T[0..n - 1]$ – The **text** (or **haystack**) being searched within
- $P[0..m - 1]$ – The **pattern** (or **needle**) being searched for
- Strings over **alphabet** Σ
- Return the first i such that

$$P[j] = T[i + j] \quad \text{for } 0 \leq j \leq m - 1$$

- This is the first **occurrence** of P in T
- If P does not **occur** in T , return FAIL
- Applications:
 - ▶ Information Retrieval (text editors, search engines)
 - ▶ Bioinformatics
 - ▶ Data Mining

Pattern Matching Definition [2]

Example:

- $T = \text{"Where is he?"}$
- $P_1 = \text{"he"}$
- $P_2 = \text{"who"}$

Definitions:

- **Substring** $T[i..j]$ $0 \leq i \leq j < n$: a string of length $j - i + 1$ which consists of characters $T[i], \dots, T[j]$ in order
- A **prefix** of T :
a substring $T[0..i]$ of T for some $0 \leq i < n$
- A **suffix** of T :
a substring $T[i..n - 1]$ of T for some $0 \leq i \leq n - 1$

General Idea of Algorithms

Pattern matching algorithms consist of **guesses** and **checks**:

- A **guess** or **shift** is a position i such that P might start at $T[i]$. Valid guesses (initially) are $0 \leq i \leq n - m$.
- A **check** of a guess is a single position j with $0 \leq j < m$ where we compare $T[i + j]$ to $P[j]$. We must perform m checks of a single **correct** guess, but may make (many) fewer checks of an **incorrect** guess.

We will diagram a single run of any pattern matching algorithm by a matrix of checks, where each row represents a single guess.

Brute-force Algorithm

Idea: Check every possible guess.

```
Bruteforce::patternMatching( $T[0..n-1]$ ,  $P[0..m-1]$ )  
 $T$ : String of length  $n$  (text),  $P$ : String of length  $m$  (pattern)  
1.   for  $i \leftarrow 0$  to  $n - m$  do  
2.       if strcmp( $T[i..i+m-1]$ ,  $P$ ) = 0  
3.           return "found at guess  $i$ "  
4.   return FAIL
```

Note: *strcmp* takes $\Theta(m)$ time.

```
strcmp( $T[i..i+m-1]$ ,  $P[0..m-1]$ )  
1.   for  $j \leftarrow 0$  to  $m - 1$  do  
2.       if  $T[i+j]$  is before  $P[j]$  in  $\Sigma$  then return -1  
3.       if  $T[i+j]$  is after  $P[j]$  in  $\Sigma$  then return 1  
4.   return 0
```

Brute-Force Example

- Example: $T = \text{abbbababbab}$, $P = \text{abba}$

	a	b	b	b	a	b	a	b	b	a	b
a	b	b	a								
	a										
		a									
			a								
				a	b	b					
					a						
						a	b	b	a		

- What is the worst possible input?
 $P = a^{m-1}b$, $T = a^n$
- Worst case performance $\Theta((n - m + 1)m)$
- This is $\Theta(mn)$ e.g. if $m = n/2$.

How to improve?

More sophisticated algorithms

- Do extra **preprocessing** on the pattern P
 - ▶ **Karp-Rabin**
 - ▶ **Boyer-Moore**
 - ▶ Deterministic finite automata (**DFA**), **KMP**
 - ▶ We **eliminate guesses** based on completed matches and mismatches.
- Do extra **preprocessing** on the text T
 - ▶ **Suffix-trees**
 - ▶ We **create a data structure** to find matches easily.

Outline

1 String Matching

- Introduction
- **Karp-Rabin Algorithm**
- String Matching with Finite Automata
- Knuth-Morris-Pratt algorithm
- Boyer-Moore Algorithm
- Suffix Trees
- Conclusion

Karp-Rabin Fingerprint Algorithm – Idea

Idea: use hashing to eliminate guesses

- Compute hash function for each guess, compare with pattern hash
- If values are unequal, then the guess cannot be an occurrence
- Example: $P = 5\ 9\ 2\ 6\ 5$, $T = 3\ 1\ 4\ 1\ 5\ 9\ 2\ 6\ 5\ 3\ 5$
 - ▶ Use standard hash-function: flattening + modular (radix $R = 10$):

$$h(x_0 \dots x_4) = (x_0 x_1 x_2 x_3 x_4)_{10} \bmod 97$$

- ▶ $h(P) = 59265 \bmod 97 = 95$.

3	1	4	1	5	9	2	6	5	3	5
hash-value 84										
	hash-value 94									
		hash-value 76								
			hash-value 18							
				hash-value 95						

Karp-Rabin Fingerprint Algorithm – First Attempt

Karp-Rabin-Simple::patternMatching(T, P)

1. $h_P \leftarrow h(P[0..m-1])$
2. **for** $i \leftarrow 0$ to $n - m$
3. $h_T \leftarrow h(T[i..i+m-1])$
4. **if** $h_T = h_P$
5. **if** *strcmp*($T[i..i+m-1], P$) = 0
6. **return** “found at guess i ”
7. **return** FAIL

- Never misses a match: $h(T[i..i+m-1]) \neq h(P) \Rightarrow$ guess i is not P
- $h(T[i..i+m-1])$ depends on m characters, so naive computation takes $\Theta(m)$ time per guess
- Running time is $\Theta(mn)$ if P not in T (how can we improve this?)

Karp-Rabin Fingerprint Algorithm – Fast Rehash

The initial hashes are called **fingerprints**.

Crucial insight: We can update these fingerprints in constant time.

- Use previous hash to compute next hash
- $O(1)$ time per hash, except first one

Example:

- Pre-compute: $10000 \bmod 97 = 9$
- Previous hash: $41592 \bmod 97 = 76$
- Next hash: $15926 \bmod 97 = ??$

Karp-Rabin Fingerprint Algorithm – Fast Rehash

The initial hashes are called **fingerprints**.

Crucial insight: We can update these fingerprints in constant time.

- Use previous hash to compute next hash
- $O(1)$ time per hash, except first one

Example:

- Pre-compute: $10000 \bmod 97 = 9$
- Previous hash: $41592 \bmod 97 = 76$
- Next hash: $15926 \bmod 97 = ??$

Observe: $15926 = (41592 - 4 \cdot 10\,000) \cdot 10 + 6$

$$\begin{aligned} 15926 \bmod 97 &= \left(\underbrace{(41592 \bmod 97)}_{76 \text{ (previous hash)}} - 4 \cdot \underbrace{(10000 \bmod 97)}_{9 \text{ (pre-computed)}} \right) \cdot 10 + 6 \bmod 97 \\ &= \left((76 - 4 \cdot 9) \cdot 10 + 6 \right) \bmod 97 = 18 \end{aligned}$$

Karp-Rabin Fingerprint Algorithm – Conclusion

Karp-Rabin-RollingHash::patternMatching(T, P)

1. $h_P \leftarrow h(P[0..m-1])$
2. $p \leftarrow$ suitable prime number
3. $s \leftarrow 10^{m-1} \bmod p$
4. $h_T \leftarrow h(T[0..m-1])$
5. **for** $i \leftarrow 0$ to $n - m$
6. **if** $i > 0$ // compute hash-value for next guess
7. $h_T \leftarrow ((h_T - T[i] \cdot s) \cdot 10 + T[i+m]) \bmod p$
8. **if** $h_T = h_P$
9. **if** *strcmp*($T[i..i+m-1], P$) = 0
10. **return** “found at guess i ”
11. **return** “FAIL”

- Choose “table size” p at **random** to be huge prime
- Expected running time is $O(m + n)$
- $\Theta(mn)$ worst-case, but this is (unbelievably) unlikely

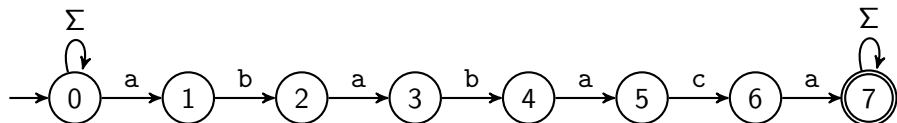
Outline

1 String Matching

- Introduction
- Karp-Rabin Algorithm
- **String Matching with Finite Automata**
- Knuth-Morris-Pratt algorithm
- Boyer-Moore Algorithm
- Suffix Trees
- Conclusion

String Matching with Finite Automata

Example: Automaton for the pattern $P = ababaca$

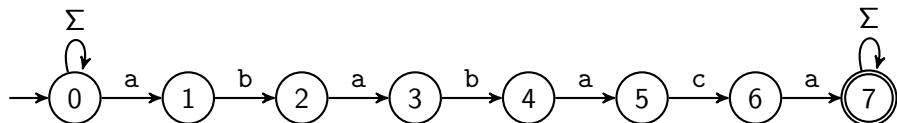


You should be familiar with:

- finite automaton, DFA, NFA, converting NFA to DFA
- transition function δ , states Q , accepting states F

String Matching with Finite Automata

Example: Automaton for the pattern $P = ababaca$



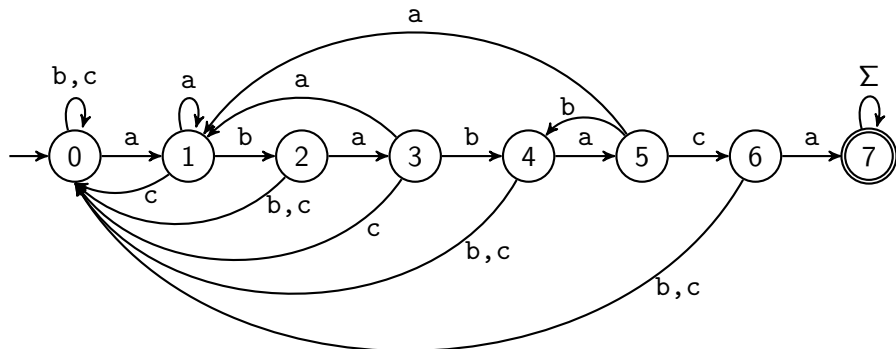
You should be familiar with:

- finite automaton, DFA, NFA, converting NFA to DFA
- transition function δ , states Q , accepting states F

- The above finite automation is an **NFA**
- State q expresses “we have seen $P[0..q-1]$ ”
 - ▶ NFA accepts T if and only if T contains $ababaca$
 - ▶ But evaluating NFAs is very slow.

String matching with DFA

Can show: There exists an equivalent small DFA.



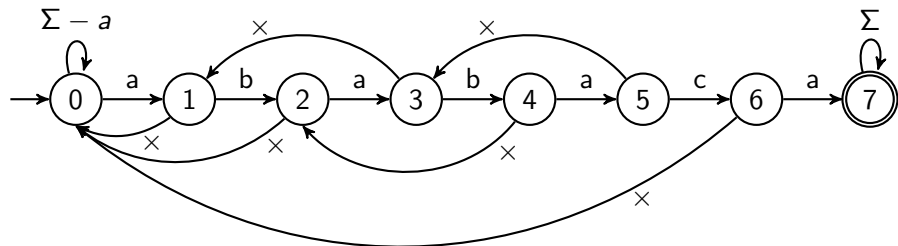
- Easy to test whether P is in T .
- But how do we find the arcs?
- We will not give the details of this since there is an even better automaton.

Outline

1 String Matching

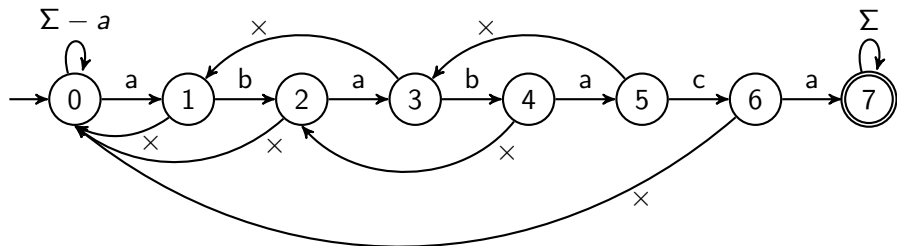
- Introduction
- Karp-Rabin Algorithm
- String Matching with Finite Automata
- **Knuth-Morris-Pratt algorithm**
- Boyer-Moore Algorithm
- Suffix Trees
- Conclusion

Knuth-Morris-Pratt Motivation



- Use a new type of transition \times ("*failure*"):
 - ▶ Use this transition only if no other fits.
 - ▶ Does **not** consume a character.
 - ▶ With these rules, computations of the automaton are deterministic. (But it is formally not a valid DFA.)

Knuth-Morris-Pratt Motivation



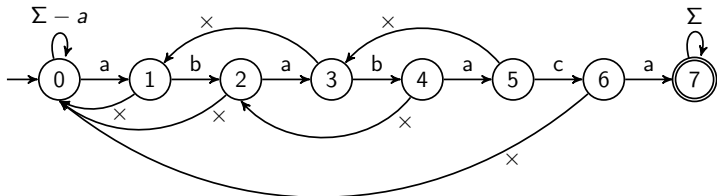
- Use a new type of transition \times ("*failure*"):
 - ▶ Use this transition only if no other fits.
 - ▶ Does **not** consume a character.
 - ▶ With these rules, computations of the automaton are deterministic. (But it is formally not a valid DFA.)
- Can store **failure-function** in an array $F[0..m-1]$
 - ▶ The failure arc from state j leads to $F[j-1]$
- Given the failure-array, we can easily test whether P is in T : Automaton accepts T if and only if T contains $ababaca$

Knuth-Morris-Pratt Algorithm

```
KMP::patternMatching( $T, P$ )
1.  $F \leftarrow \text{failureArray}(P)$ 
2.  $i \leftarrow 0$  // current character of  $T$  to parse
3.  $j \leftarrow 0$  // current state that we are in
4. while  $i < n$  do
5.     if  $P[j] = T[i]$ 
6.         if  $j = m - 1$ 
7.             return "found at guess  $i - m + 1$ "
8.         else
9.              $i \leftarrow i + 1$ 
10.             $j \leftarrow j + 1$ 
11.        else // i.e.  $P[j] \neq T[i]$ 
12.            if  $j > 0$ 
13.                 $j \leftarrow F[j - 1]$ 
14.            else
15.                 $i \leftarrow i + 1$ 
16.    return FAIL
```

String matching with KMP – Example

Example: $T = ababababaca$, $P = ababaca$



T : a b a b a b b c a b a b a c a

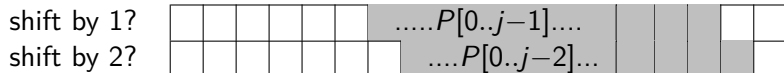
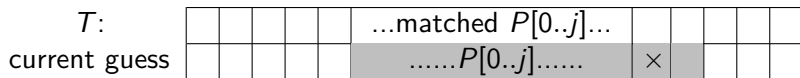
a	b	a	b	a	×										
		(a)	(b)	(a)	b	×									
				(a)	(b)	×									
						×									
							×								
								a	b	a	b	a	c	a	

q : 1 2 3 4 5 3,4 2,0 0 1 2 3 4 5 6 7

(after reading this character)

String matching with KMP – Failure-function

Assume we reach state $j+1$ and now have mismatch.



- Can eliminate “shift by 1” if $P[1..j] \neq P[0..j-1]$.
- Can eliminate “shift by 2” if $P[1..j]$ does not end with $P[0..j-2]$.
- Generally eliminate guess if that prefix of P is not a suffix of $P[1..j]$.
- So want longest prefix $P[0..\ell-1]$ that is a suffix of $P[1..j]$.
- The ℓ characters of this prefix are matched, so go to state ℓ .

$F[j]$ = head of failure-arc from state $j+1$
= length of the longest prefix of P that is a suffix of $P[1..j]$.

KMP Failure Array – Example

$F[j]$ is the length of the longest prefix of P that is a suffix of $P[1..j]$.

Consider $P = \text{ababaca}$

j	$P[1..j]$	Prefixes of P	longest	$F[j]$
0	Λ	$\Lambda, a, ab, aba, abab, ababa, \dots$	Λ	0
1	b	$\Lambda, a, ab, aba, abab, ababa, \dots$	Λ	0
2	ba	$\Lambda, a, ab, aba, abab, ababa, \dots$	a	1
3	bab	$\Lambda, a, ab, aba, abab, ababa, \dots$	ab	2
4	baba	$\Lambda, a, ab, aba, abab, ababa, \dots$	aba	3
5	babac	$\Lambda, a, ab, aba, abab, ababa, \dots$	Λ	0
6	babaca	$\Lambda, a, ab, aba, abab, ababa, \dots$	a	1

This can clearly be computed in $O(m^3)$ time, but we can do better!

Computing the Failure Array

```
KMP::failureArray(P)
P: String of length m (pattern)
1.    $F[0] \leftarrow 0$ 
2.    $j \leftarrow 1$ 
3.    $\ell \leftarrow 0$ 
4.   while  $j < m$  do
5.       if  $P[j] = P[\ell]$ 
6.            $\ell \leftarrow \ell + 1$ 
7.            $F[j] \leftarrow \ell$ 
8.            $j \leftarrow j + 1$ 
9.       else if  $\ell > 0$ 
10.           $\ell \leftarrow F[\ell - 1]$ 
11.      else
12.           $F[j] \leftarrow 0$ 
13.           $j \leftarrow j + 1$ 
```

Correctness-idea: $F[j]$ is defined via pattern matching of P in $P[1..j]$. So KMP uses itself! Already-built parts of $F[\cdot]$ are used to expand it.

KMP – Runtime

failureArray

- Consider how $2j - \ell$ changes in each iteration of the while loop
 - ▶ j and ℓ both increase by 1 $\Rightarrow 2j - \ell$ increases –OR–
 - ▶ ℓ decreases ($F[\ell - 1] < \ell$) $\Rightarrow 2j - \ell$ increases –OR–
 - ▶ j increases $\Rightarrow 2j - \ell$ increases
- Initially $2j - \ell \geq 0$, at the end $2j - \ell \leq 2m$
- So no more than $2m$ iterations of the while loop.
- Running time: $\Theta(m)$

KMP – Runtime

failureArray

- Consider how $2j - \ell$ changes in each iteration of the while loop
 - ▶ j and ℓ both increase by 1 $\Rightarrow 2j - \ell$ increases –OR–
 - ▶ ℓ decreases ($F[\ell - 1] < \ell$) $\Rightarrow 2j - \ell$ increases –OR–
 - ▶ j increases $\Rightarrow 2j - \ell$ increases
- Initially $2j - \ell \geq 0$, at the end $2j - \ell \leq 2m$
- So no more than $2m$ iterations of the while loop.
- Running time: $\Theta(m)$

KMP main function

- failureArray can be computed in $\Theta(m)$ time
- Same analysis gives at most $2n$ iterations of the while loop since $2i - j \leq 2n$.
- Running time KMP altogether: $\Theta(n + m)$

Outline

1 String Matching

- Introduction
- Karp-Rabin Algorithm
- String Matching with Finite Automata
- Knuth-Morris-Pratt algorithm
- **Boyer-Moore Algorithm**
- Suffix Trees
- Conclusion

Boyer-Moore Algorithm

Brute-force search with three changes:

- **Reverse-order searching:** Compare P with a guess moving **backwards**
- **Bad character jumps:** When a mismatch occurs, then eliminate guesses where P does not agree with this char of T
- **Good suffix jumps:** When a mismatch occurs, then use recently seen suffix of P to eliminate guesses.
- This gives two possible shifts (locations of next guess to try). Use the one that moves forward more.
- In practice large parts of T will not be looked at.

Boyer-Moore Algorithm

Boyer-Moore::patternMatching(T,P)

1. $L \leftarrow$ last occurrence array computed from P
2. $S \leftarrow$ good suffix array computed from P
3. $i \leftarrow m - 1, \quad j \leftarrow m - 1$
4. **while** $i < n$ **and** $j \geq 0$ **do**
5. **if** $T[i] = P[j]$
6. $i \leftarrow i - 1$
7. $j \leftarrow j - 1$
8. **else**
9. $i \leftarrow i + m - 1 - \min(L[T[i]], S[j])$
10. $j \leftarrow m - 1$
11. **if** $j = -1$ **return** $i + 1$
12. **else return** FAIL

L and S will be explained below.

Bad character heuristic

P: p a n i n i

T: O c e a n i s t o o d e e p !

Bad character heuristic

P: p a n i n i

T: O c e a n i s t o o d e e p !

Bad character heuristic

P: p a n i n i

T: O c e a n i s t o o d e e p !

					i									

Bad character heuristic

P: p a n i n i

T: O c e a n i s t o o d e e p !

				n	i									

Bad character heuristic

P: p a n i n i

T: O c e a n i s t o o d e e p !

			i	n	i									

Bad character heuristic

P: p a n i n i

T: O c e a n i s t o o d e e p !

			i	n	i								

Shift to where 'a' fits

Bad character heuristic

P: p a n i n i

T: O c e a n i s t o o d e e p !

			i	n	i									
			[a]											

Shift to where 'a' fits

Bad character heuristic

P: p a n i n i

T: O c e a n i s t o o d e e p !

			i	n	i									
			[a]				i							

Shift to where 'a' fits

Bad character heuristic

P: p a n i n i

T: O c e a n i s t o o d e e p !

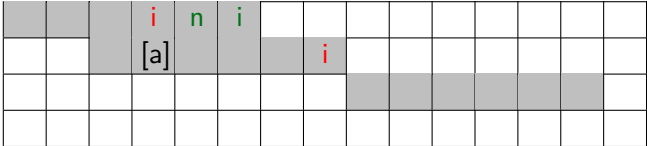
			i	n	i								
			[a]				i						

Shift to where 'a' fits
 't' ∉ *P* ⇒ shift past 't'

Bad character heuristic

P: p a n i n i

T: O c e a n i s t o o d e e p !



Shift to where 'a' fits
 't' ∉ *P* ⇒ shift past 't'

Bad character heuristic

P: p a n i n i

T: O c e a n i s t o o d e e p !

			i	n	i								
			[a]				i						
												i	

Shift to where 'a' fits
 't' ∉ *P* ⇒ shift past 't'

Bad character heuristic

P: p a n i n i

T: O c e a n i s t o o d e e p !

			i	n	i								
			[a]				i						
												i	

Shift to where 'a' fits

't' ∉ *P* ⇒ shift past 't'

Shift to where 'p' fits

Bad character heuristic

P: p a n i n i

T: O c e a n i s t o o d e e p !

			i	n	i									
			[a]				i							
													i	
													[p]	

Shift to where 'a' fits

't' ∉ *P* ⇒ shift past 't'

Shift to where 'p' fits

Bad character heuristic

P : p a n i n i

T : O c e a n i s t o o d e e p !

			i	n	i									
			[a]				i							
													i	
													[p]	

Shift to where 'a' fits

't' $\notin P \Rightarrow$ shift past 't'

Shift to where 'p' fits

$i > n$, so P not in T

Bad character heuristic

P : p a n i n i

T : O c e a n i s t o o d e e p !

			i	n	i									
			[a]				i							
													i	
													[p]	

Shift to where 'a' fits

't' $\notin P \Rightarrow$ shift past 't'

Shift to where 'p' fits

$i > n$, so P not in T

- Build the **last-occurrence array** L mapping Σ to integers
- $L(c)$ is the largest index i such that $P[i] = c$
(or -1 if no such index exists)

c	p	a	n	i	all others
$L(c)$	0	1	4	5	-1

- Can build this in time $O(m + |\Sigma|)$ with simple for-loop
- Guesses are updated by aligning $T[i]$ with $P[L(T[i])]$

Good suffix heuristic

$P = \text{onobobo}$

o n o o o b o o o i b b o u n d a r y

Good suffix heuristic

$P = \text{onobobo}$

o n o o o b o o o i b b o u n d a r y

				b	o	b	o												
--	--	--	--	---	---	---	---	--	--	--	--	--	--	--	--	--	--	--	--

Do smallest shift so that **obo** fits in the new guess.

Good suffix heuristic

$P = \text{onobobo}$

o n o o o b o o o i b b o u n d a r y

			b	o	b	o													
--	--	--	---	---	---	---	--	--	--	--	--	--	--	--	--	--	--	--	--

Do smallest shift so that **obo** fits in the new guess.

				(o)	(b)	(o)													
--	--	--	--	-----	-----	-----	--	--	--	--	--	--	--	--	--	--	--	--	--

--	--	--	--	--	--	--	--	--	--	--	--	--	--	--	--	--	--	--	--

--	--	--	--	--	--	--	--	--	--	--	--	--	--	--	--	--	--	--	--

--	--	--	--	--	--	--	--	--	--	--	--	--	--	--	--	--	--	--	--

--	--	--	--	--	--	--	--	--	--	--	--	--	--	--	--	--	--	--	--

--	--	--	--	--	--	--	--	--	--	--	--	--	--	--	--	--	--	--	--

--	--	--	--	--	--	--	--	--	--	--	--	--	--	--	--	--	--	--	--

--	--	--	--	--	--	--	--	--	--	--	--	--	--	--	--	--	--	--	--

--	--	--	--	--	--	--	--	--	--	--	--	--	--	--	--	--	--	--	--

Good suffix heuristic

$P = \text{onobobo}$

o n o o o b o o o i b b o u n d a r y

			b	o	b	o													
--	--	--	---	---	---	---	--	--	--	--	--	--	--	--	--	--	--	--	--

Do smallest shift so that **obo** fits in the new guess.

				(o)	(b)	(o)	b	o											
--	--	--	--	-----	-----	-----	---	---	--	--	--	--	--	--	--	--	--	--	--

Do smallest shift so that **o** fits in the new guess.

Good suffix heuristic

$P = \text{onobobo}$

o n o o o b o o o i b b o u n d a r y

			b	o	b	o													
--	--	--	---	---	---	---	--	--	--	--	--	--	--	--	--	--	--	--	--

Do smallest shift so that **obo** fits in the new guess.

				(o)	(b)	(o)	b	o											
--	--	--	--	-----	-----	-----	---	---	--	--	--	--	--	--	--	--	--	--	--

Do smallest shift so that **o** fits in the new guess.

								(o)											
--	--	--	--	--	--	--	--	-----	--	--	--	--	--	--	--	--	--	--	--

Good suffix heuristic

$P = \text{onobobo}$

o n o o o b o o o i b b o u n d a r y

			b	o	b	o													
--	--	--	---	---	---	---	--	--	--	--	--	--	--	--	--	--	--	--	--

Do smallest shift so that **obo** fits in the new guess.

				(o)	(b)	(o)	b	o											
--	--	--	--	-----	-----	-----	---	---	--	--	--	--	--	--	--	--	--	--	--

Do smallest shift so that **o** fits in the new guess.

								(o)											
--	--	--	--	--	--	--	--	-----	--	--	--	--	--	--	--	--	--	--	--

But this *has* to fail at **b**, so could shift farther right away

							(not b)	(o)											
--	--	--	--	--	--	--	---------	-----	--	--	--	--	--	--	--	--	--	--	--

Good suffix heuristic

$P = \text{onobobo}$

o n o o o b o o o i b b o u n d a r y

			b	o	b	o													
--	--	--	---	---	---	---	--	--	--	--	--	--	--	--	--	--	--	--	--

Do smallest shift so that **obo** fits in the new guess.

				(o)	(b)	(o)	b	o											
--	--	--	--	-----	-----	-----	---	---	--	--	--	--	--	--	--	--	--	--	--

Do smallest shift so that **o** fits in the new guess.

								(o)											
--	--	--	--	--	--	--	--	-----	--	--	--	--	--	--	--	--	--	--	--

But this *has* to fail at **b**, so could shift farther right away

							(not b)	(o)		o	b	o							
--	--	--	--	--	--	--	---------	-----	--	---	---	---	--	--	--	--	--	--	--

Again: the shift that matches **bo** would fail at **o**, so shift farther.

Good suffix heuristic

$P = \text{onobobo}$

o n o o o b o o o i b b o u n d a r y

			b	o	b	o													
--	--	--	---	---	---	---	--	--	--	--	--	--	--	--	--	--	--	--	--

Do smallest shift so that **obo** fits in the new guess.

				(o)	(b)	(o)	b	o											
--	--	--	--	-----	-----	-----	---	---	--	--	--	--	--	--	--	--	--	--	--

Do smallest shift so that **o** fits in the new guess.

								(o)											
--	--	--	--	--	--	--	--	-----	--	--	--	--	--	--	--	--	--	--	--

But this *has* to fail at **b**, so could shift farther right away

							(not b)	(o)		o	b	o							
--	--	--	--	--	--	--	---------	-----	--	---	---	---	--	--	--	--	--	--	--

Again: the shift that matches **bo** would fail at **o**, so shift farther.

									(o)	(b)	(o)								
											(o)								

Good suffix heuristic

$P = \text{onobobo}$

o n o o o b o o o i b b o u n d a r y

			b	o	b	o													
--	--	--	---	---	---	---	--	--	--	--	--	--	--	--	--	--	--	--	--

Do smallest shift so that **obo** fits in the new guess.

				(o)	(b)	(o)	b	o											
--	--	--	--	-----	-----	-----	---	---	--	--	--	--	--	--	--	--	--	--	--

Do smallest shift so that **o** fits in the new guess.

								(o)											
--	--	--	--	--	--	--	--	-----	--	--	--	--	--	--	--	--	--	--	--

But this *has* to fail at **b**, so could shift farther right away

							(not b)	(o)		o	b	o							
--	--	--	--	--	--	--	---------	-----	--	---	---	---	--	--	--	--	--	--	--

Again: the shift that matches **bo** would fail at **o**, so shift farther.

									(o)	(b)	(o)								
											(o)								

Note that we could not match all of **bo** but match as much as we can.

Good suffix array

- For $0 \leq j < m$, if search failed at $T[i] \neq P[j]$
 - ▶ Had $T[i+1..k+m-1] = P[j+1..m-1]$ and $T[i] \neq P[j]$

Good suffix array

- For $0 \leq j < m$, if search failed at $T[i] \neq P[j]$
 - ▶ Had $T[i+1..k+m-1] = P[j+1..m-1]$ and $T[i] \neq P[j]$
 - ▶ Can precompute *good suffix array* of where to shift

$S[j]$ is the maximum ℓ such that

- ★ $P[j+1 \dots m-1]$ is a prefix of $P[\ell+1 \dots m-1]$ and $P[j] \neq P[\ell]$

$P[j] \dots P[j+1 \dots m-1] \dots$
 $P[l] \dots P[l+1 \dots m-1] \dots$

–OR–

- ★ $P[j-\ell \dots m-1]$ is a prefix of P and $\ell < 0$.

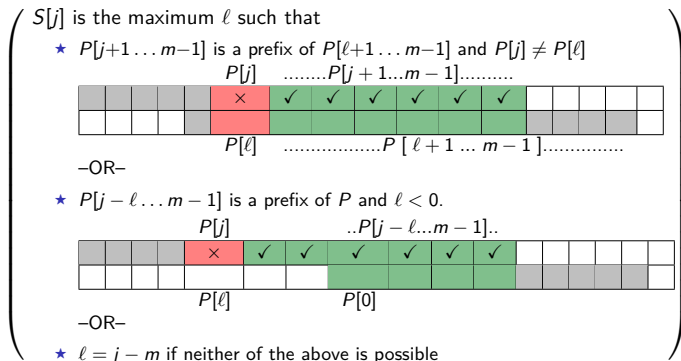
$P[j] \dots P[j-l \dots m-1]$
 $P[l] \dots P[0]$

–OR–

- ★ $\ell = j - m$ if neither of the above is possible

Good suffix array

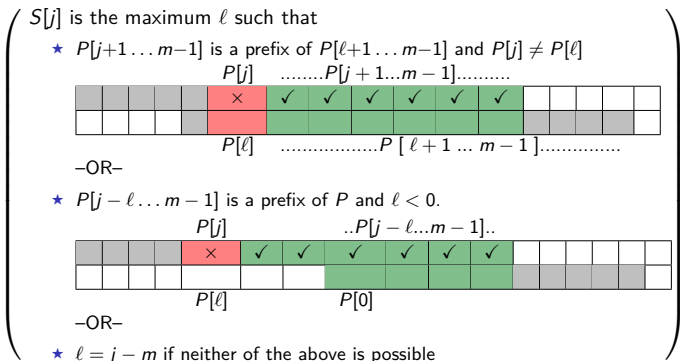
- For $0 \leq j < m$, if search failed at $T[i] \neq P[j]$
 - Had $T[i+1..k+m-1] = P[j+1..m-1]$ and $T[i] \neq P[j]$
 - Can precompute *good suffix array* of where to shift



- Then can update guess by aligning $T[i]$ with $P[S[j]]$

Good suffix array

- For $0 \leq j < m$, if search failed at $T[i] \neq P[j]$
 - Had $T[i+1..k+m-1] = P[j+1..m-1]$ and $T[i] \neq P[j]$
 - Can precompute *good suffix array* of where to shift



- Then can update guess by aligning $T[i]$ with $P[S[j]]$

- $S[\cdot]$ computable (similar to KMP failure function) in $\Theta(m)$ time.

Good suffix array example

Example: bonobobo

i	0	1	2	3	4	5	6	7
$P[i]$	b	o	n	o	b	o	b	o
$S[i]$								

Good suffix array example

Example: bonobob^o

i	0	1	2	3	4	5	6	7
$P[i]$	b	o	n	o	b	o	b	o
$S[i]$								6

Good suffix array example

Example: bonobob**o**

i	0	1	2	3	4	5	6	7
$P[i]$	b	o	n	o	b	o	b	o
$S[i]$							2	6

Good suffix array example

Example: bonob**o**bo

i	0	1	2	3	4	5	6	7
$P[i]$	b	o	n	o	b	o	b	o
$S[i]$						-1	2	6

Good suffix array example

Example: bonobobo

i	0	1	2	3	4	5	6	7
$P[i]$	b	o	n	o	b	o	b	o
$S[i]$					2	-1	2	6

Good suffix array example

Example: bon**o**bobo

i	0	1	2	3	4	5	6	7
$P[i]$	b	o	n	o	b	o	b	o
$S[i]$				-3	2	-1	2	6

Good suffix array example

Example: bonobobo

i	0	1	2	3	4	5	6	7
$P[i]$	b	o	n	o	b	o	b	o
$S[i]$	-6	-5	-4	-3	2	-1	2	6

Outline

1 String Matching

- Introduction
- Karp-Rabin Algorithm
- String Matching with Finite Automata
- Knuth-Morris-Pratt algorithm
- Boyer-Moore Algorithm
- **Suffix Trees**
- Conclusion

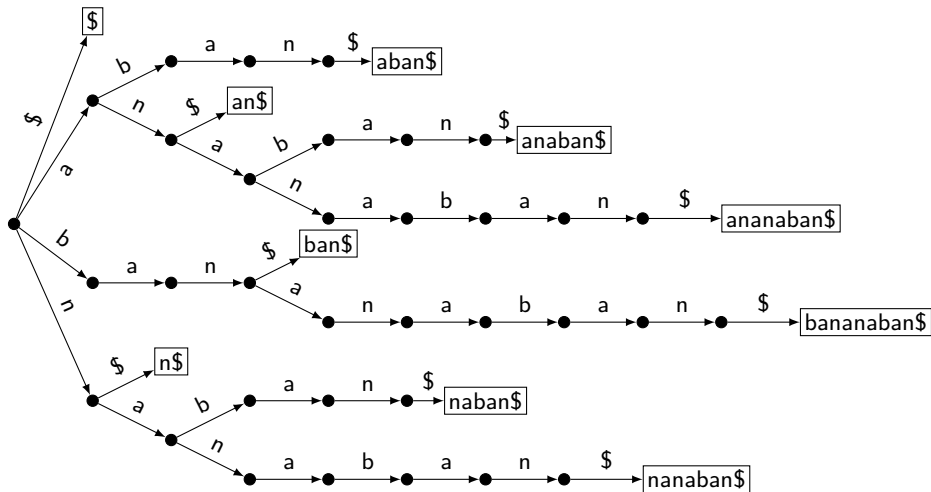
Tries of Suffixes and Suffix Trees

- What if we want to search for **many patterns** P within the same **fixed text** T ?
- **Idea**: Preprocess the text T rather than the pattern P
- **Observation**: P is a substring of T if and only if P is a prefix of some suffix of T .
- So want to store all suffixes of T in a trie.
- To save space:
 - ▶ Use a compressed trie.
 - ▶ Store suffixes implicitly via indices into T .
- This is called a **suffix tree**.

Trie of suffixes: Example

$T = \text{bananaban}$ has suffixes

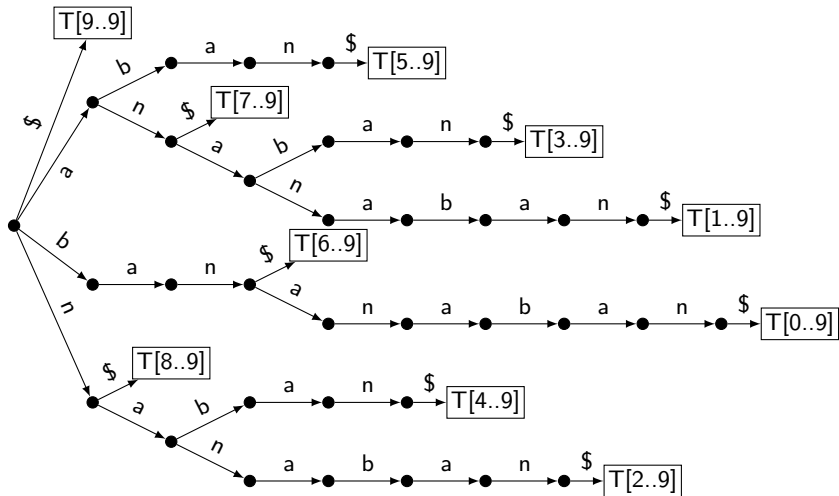
$\{\text{bananaban}, \text{ananaban}, \text{nanaban}, \text{anaban}, \text{naban}, \text{aban}, \text{ban}, \text{an}, \text{n}, \Lambda\}$



Tries of suffixes

Store suffixes via indices:

0	1	2	3	4	5	6	7	8	9
b	a	n	a	n	a	b	a	n	\$

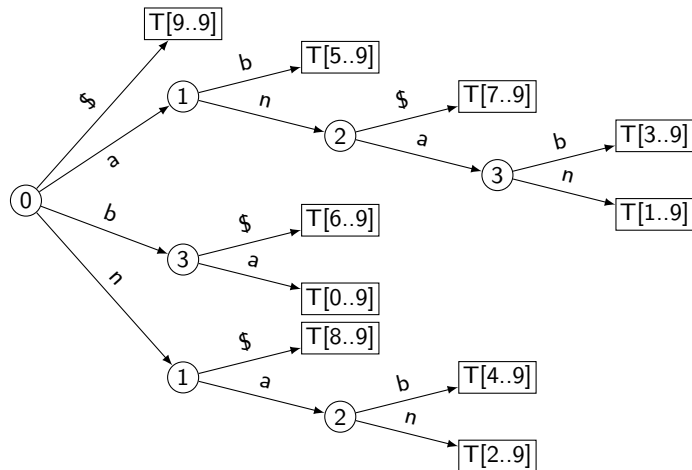


Suffix tree

Suffix tree: Compressed trie of suffixes

$T =$

0	1	2	3	4	5	6	7	8	9
b	a	n	a	n	a	b	a	n	\$



Building Suffix Trees

- Text T has n characters and $n + 1$ suffixes
- We can build the suffix tree by inserting each suffix of T into a compressed trie.
This takes time $\Theta(n^2|\Sigma|)$.
- There *is* a way to build a suffix tree of T in $\Theta(n|\Sigma|)$ time.
This is quite complicated and beyond the scope of the course.
- For pattern matching, suffix trees additionally need:
 - ▶ Every interior node w stores a reference $w.leaf$ to the leaf in its subtree with the longest suffix.
 - ▶ This can be found in $O(n)$ time by traversing the suffix tree.

Suffix Trees: String Matching

- In the *uncompressed* trie, searching for P would be easy.
- In the *compressed* suffix tree, search as in a compressed trie. Stop the search once P has run out of characters.

```
SuffixTree::patternMatching( $T[0..n-1]$ ,  $P[0..m-1]$ ,  $\mathcal{T}$ )
```

T : text, P : pattern, \mathcal{T} : Suffix tree of T

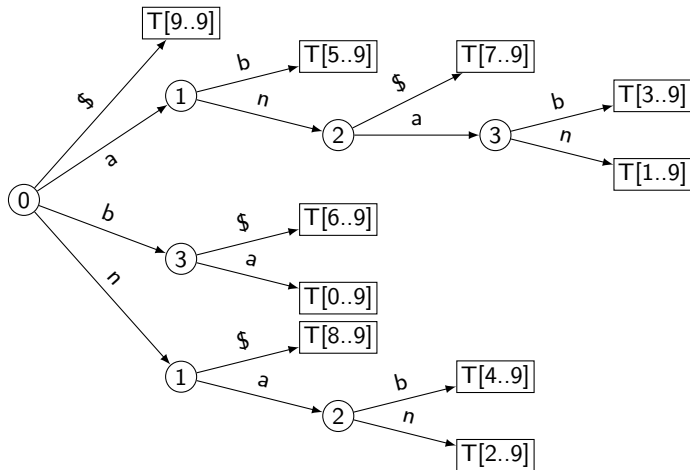
1. $v \leftarrow \mathcal{T}.root$
2. **repeat**
3. **if** $v.index \geq m$ or v has no child corresponding to $P[v.index]$
4. **return** FAIL
5. $w \leftarrow$ child of v corresponding to $P[v.index]$
6. **if** w is leaf or $w.index \geq m$ // have gone beyond pattern P
7. $\ell \leftarrow w.leaf$
8. $i \leftarrow \ell.start$
9. **if** ($i+m \leq n$ and $strcmp(T[i..i+m-1], P) = 0$)
10. **return** "found at guess i "
11. **else return** FAIL
12. $v \leftarrow w$

Pattern Matching in Suffix Tree: Example 1

$T =$

0	1	2	3	4	5	6	7	8	9
b	a	n	a	n	a	b	a	n	\$

$P = \text{ann}$

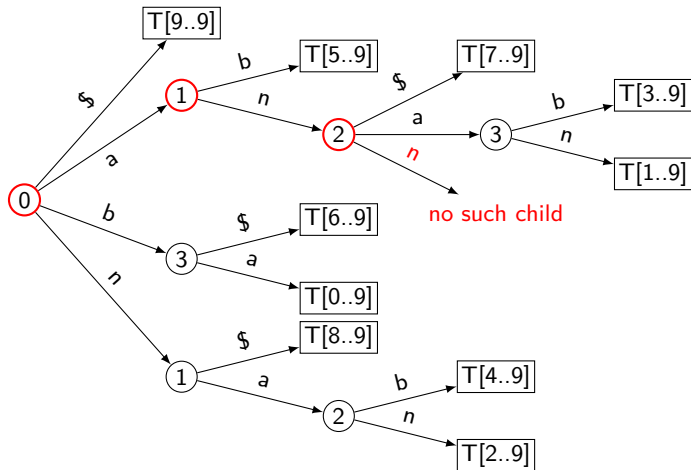


Pattern Matching in Suffix Tree: Example 1

$T =$

0	1	2	3	4	5	6	7	8	9
b	a	n	a	n	a	b	a	n	\$

$P = \text{ann}$
FAIL

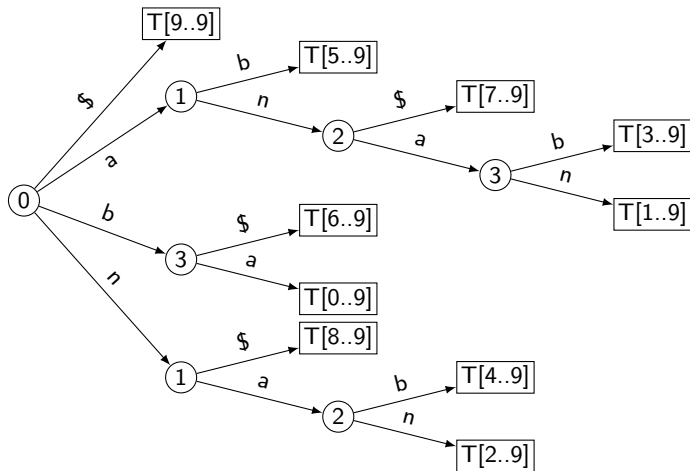


Pattern Matching in Suffix Tree: Example 2

$T =$

0	1	2	3	4	5	6	7	8	9
b	a	n	a	n	a	b	a	n	\$

$P = \text{ana}$

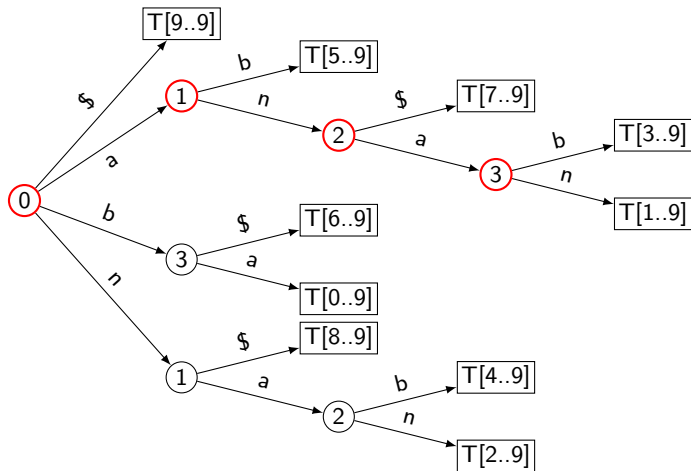


Pattern Matching in Suffix Tree: Example 2

$T =$

0	1	2	3	4	5	6	7	8	9
b	a	n	a	n	a	b	a	n	\$

$P = \text{ana}$

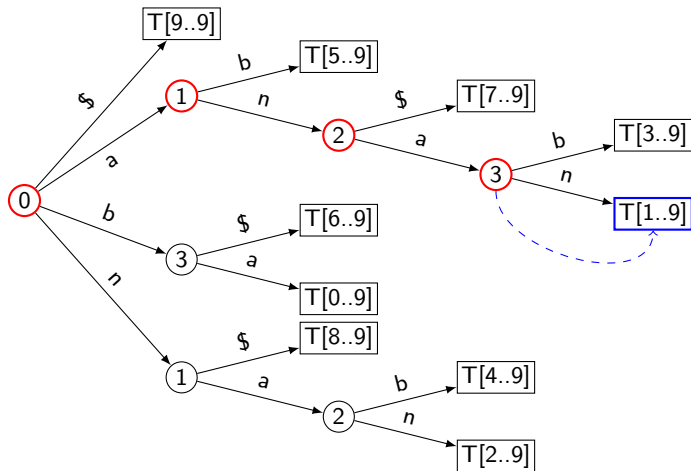


Pattern Matching in Suffix Tree: Example 2

$T =$

0	1	2	3	4	5	6	7	8	9
b	a	n	a	n	a	b	a	n	\$

$P = \text{ana}$



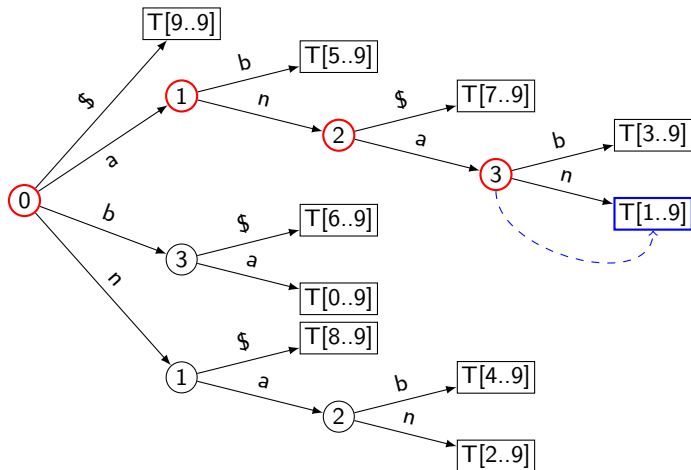
Pattern Matching in Suffix Tree: Example 2

$T =$

0	1	2	3	4	5	6	7	8	9
b	a	n	a	n	a	b	a	n	\$

$P = \text{ana}$

“found at guess 1”

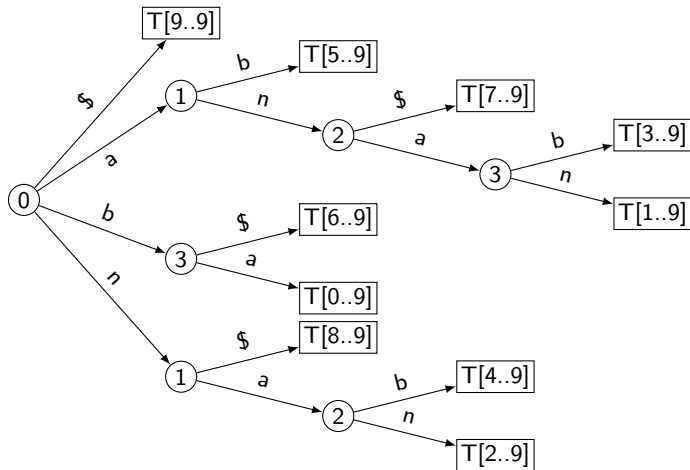


Pattern Matching in Suffix Tree: Example 3

$T =$

0	1	2	3	4	5	6	7	8	9
b	a	n	a	n	a	b	a	n	\$

$P = \text{briar}$

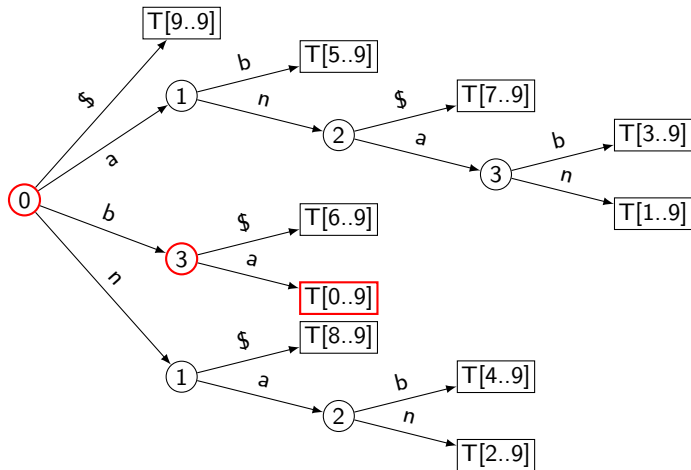


Pattern Matching in Suffix Tree: Example 3

$T =$

0	1	2	3	4	5	6	7	8	9
b	a	n	a	n	a	b	a	n	\$

$P = \text{briar}$

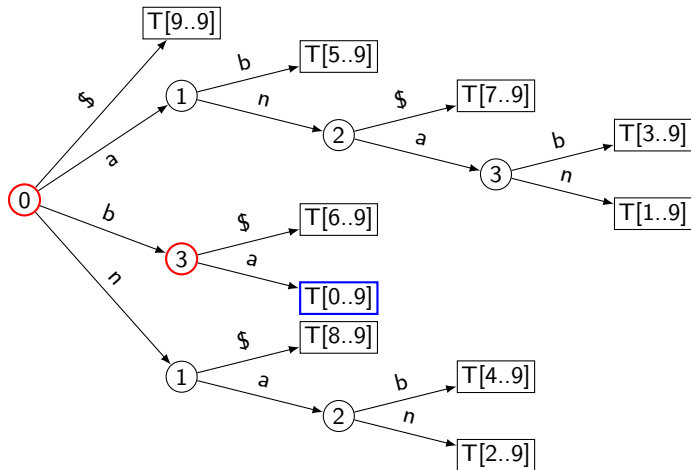


Pattern Matching in Suffix Tree: Example 3

$T =$

0	1	2	3	4	5	6	7	8	9
b	a	n	a	n	a	b	a	n	\$

$P = \text{briar}$

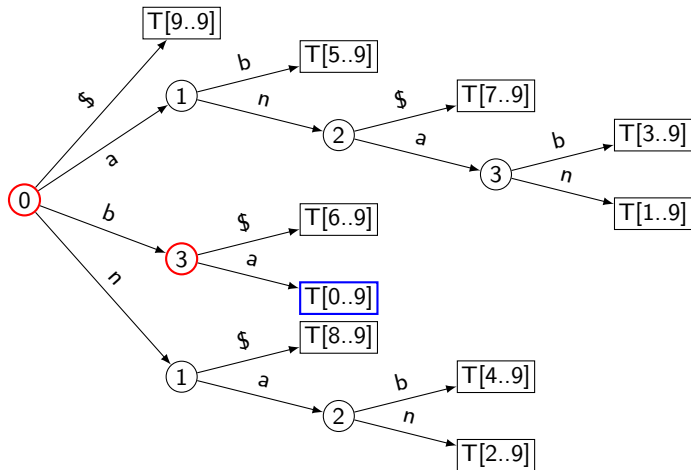


Pattern Matching in Suffix Tree: Example 3

$T =$

0	1	2	3	4	5	6	7	8	9
b	a	n	a	n	a	b	a	n	\$

$P =$ briar
FAIL

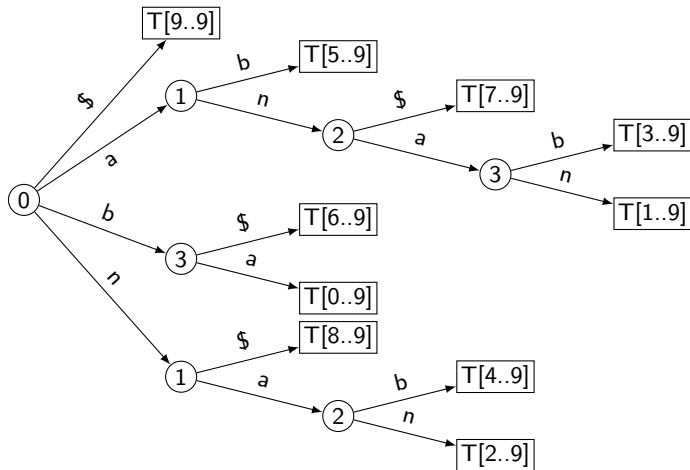


Pattern Matching in Suffix Tree: Example 4

$T =$

0	1	2	3	4	5	6	7	8	9
b	a	n	a	n	a	b	a	n	\$

$P =$ abando

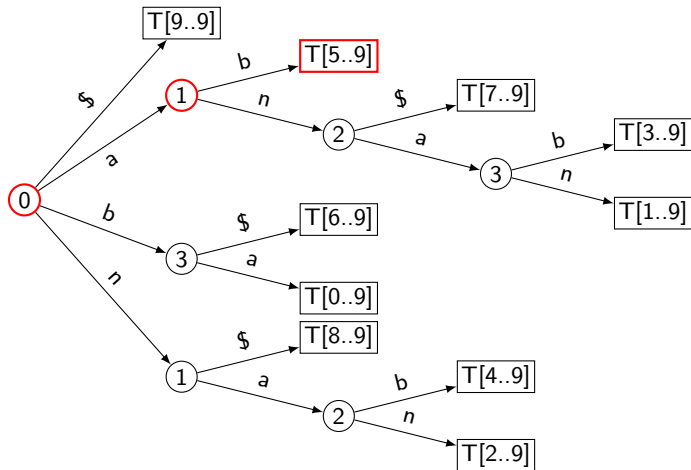


Pattern Matching in Suffix Tree: Example 4

$T =$

0	1	2	3	4	5	6	7	8	9
b	a	n	a	n	a	b	a	n	\$

$P =$ abando

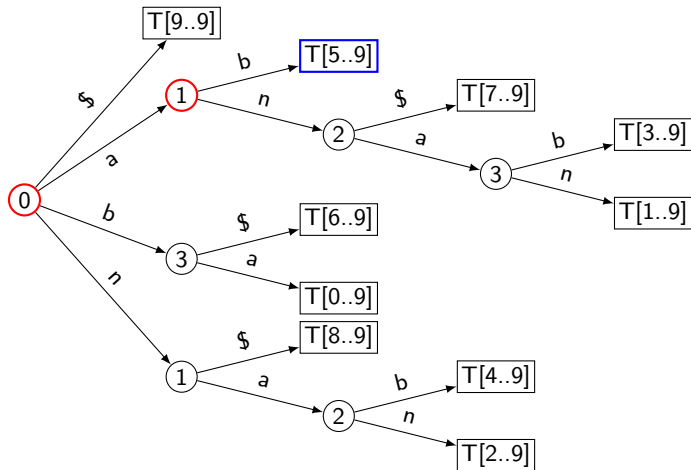


Pattern Matching in Suffix Tree: Example 4

$T =$

0	1	2	3	4	5	6	7	8	9
b	a	n	a	n	a	b	a	n	\$

$P =$ abando
FAIL



Outline

1 String Matching

- Introduction
- Karp-Rabin Algorithm
- String Matching with Finite Automata
- Knuth-Morris-Pratt algorithm
- Boyer-Moore Algorithm
- Suffix Trees
- Conclusion

String Matching Conclusion

	Brute-Force	Karp-Rabin	DFA	Knuth-Morris-Pratt	Boyer-Moore	Suffix Tree	Suffix Array ¹
Preproc.	—	$O(m)$	$O(m \Sigma)$	$O(m)$	$O(m+ \Sigma)$	$O(n^2 \Sigma)$ [$O(n) \Sigma $]	$O(n \log n)$ [$O(n)$]
Search time	$O(nm)$	$O(n+m)$ expected	$O(n)$	$O(n)$	$O(n)$ or better	$O(m)$	$O(m \log n)$
Extra space	—	$O(1)$	$O(m \Sigma)$	$O(m)$	$O(m+ \Sigma)$	$O(n)$	$O(n)$

- Our algorithms stopped once they have found one occurrence.
- Most of them can be adapted to find *all* occurrences within the same worst-case run-time.

¹studied only in the enriched section