

Threads and Concurrency

key concepts: threads, concurrent execution, timesharing, context switch, interrupts, preemption

Lesley Istead, Zille Huma Khamal

David R. Cheriton School of Computer Science
University of Waterloo

Winter 2021

What is a thread?

... a sequence of instructions.

- A normal **sequential program** consists of a single thread of execution.
- Threads provide a way for programmers to express **concurrency** in a program.
- In threaded concurrent programs there are multiple threads of execution, all occurring at the same time.
 - Threads may perform the same task.
 - Threads may perform different tasks.

Recall: Concurrency

... multiple programs or sequences of instructions running, or appearing to run, at the same time.

Why Threads?

- 1 **Resource Utilization:** blocked/waiting threads give up resources, i.e., the CPU, to others.
- 2 **Parallelism:** multiple threads executing simultaneously; improves performance.
- 3 **Responsiveness:** dedicate threads to UI, others to loading/long tasks.
- 4 **Priority:** higher priority; more CPU time, lower priority; less CPU time.
- 5 **Modularization:** organization of execution tasks/responsibilities.

Blocking

Threads may **block**, ceasing execution for a period of time, or, until some condition has been met. When a thread blocks, it is not executing instructions—the CPU is idle. Concurrency lets the CPU execute a different thread during this time. **CPU time is money!**

Key ideas from the examples:

- A thread can create new threads using `thread_fork`
- New threads start execution in a function specified as a parameter to `thread_fork`
- The original thread (which called `thread_fork`) and the new thread (which is created by the call to `thread_fork`) proceed concurrently, as two simultaneous sequential threads of execution.
- All threads **share** access to the program's global variables and heap.
- Each thread's stack frames are **private** to that thread; each thread has its own stack.

In the OS

... a thread is represented as a structure or object.

- create a new thread:

```
int thread_fork(  
    const char *name,           // name of new thread  
    struct proc *proc,         // thread's process  
    void (*func)                // new thread's function  
    (void *, unsigned long),  
    void *data1,                // function's first param  
    unsigned long data2         // function's second param  
);
```

- terminate the calling thread:

```
void thread_exit(void);
```

- volutarily yield execution:

```
void thread_yield(void);
```

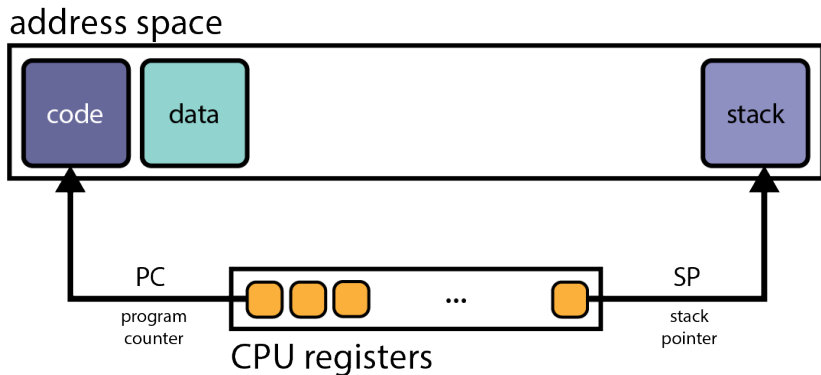
See kern/include/thread.h

Other Thread Libraries and Functions

- **join** a common thread function to force one thread to block until another finishes; **NOT** offered by OS/161
- **pthread** POSIX threads, a well-supported, popular, and sophisticated thread API
- **OpenMP** a cross-platform, simple multi-processing and thread API
- **GPGPU Programming** general-purpose GPU programming APIs, e.g. nVidia's CUDA, create/run threads on GPU instead of CPU

Concurrency and Threads

- originated in 1950s to improve CPU utilization during I/O operations
- "modern" timesharing originated in the 1960s



The Fetch/Execute Cycle

- 1 **fetch** instruction PC points to
- 2 decode and **execute** instruction
- 3 increment the PC

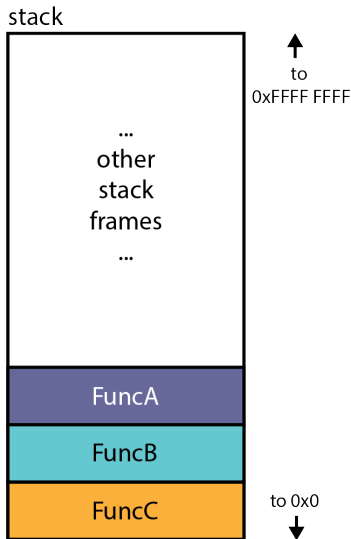
Review: MIPS Registers

num	name	use	num	name	use
0	z0	always zero	24-25	t8-t9	temps (caller-save)
1	at	assembler reserved	26-27	k0-k1	kernel temps
2	v0	return val/syscall #	28	gp	global pointer
3	v1	return value	29	sp	stack pointer
4-7	a0-a3	subroutine args	30	s8/fp	frame ptr (callee-save)
8-15	t0-t7	temps (caller-save)	31	ra	return addr (for jal)
16-23	s0-s7	saved (callee-save)			

- conventions enforced in compiler; used in OS
- **caller-save**: it is the responsibility of the calling function to save/restore values in these registers
- **callee-save**: it is the responsibility of the called function to save/restore values in these registers before/after use

callee/caller save strategy attempts to minimize the callee saving values the caller does not use

Review: The Stack



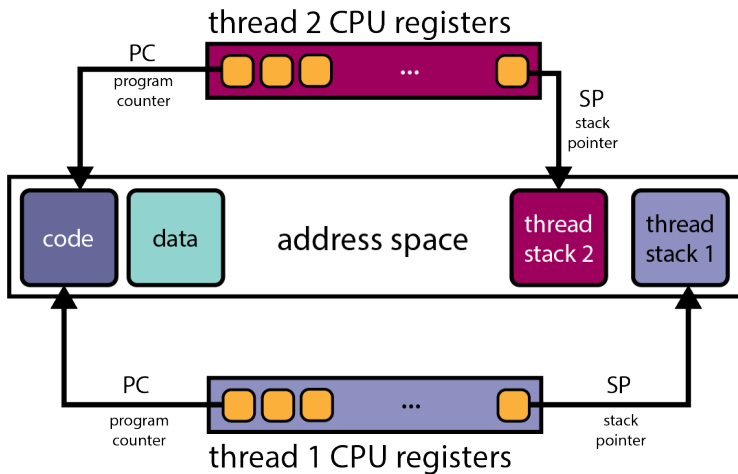
```
FuncA() {  
    ...  
    FuncB();  
    ...  
}
```

```
FuncB() {  
    ...  
    FuncC();  
    ...  
}
```

Recall:

Functions push arguments (a0-a3), return address, local variables, and temporary-use registers onto the stack.

Concurrent Program Execution (Two Threads)



Conceptually, each thread executes sequentially using its private register contents and stack.

Implementing Concurrent Threads

What options exist?

- 1 **Hardware support.** P processors, C cores, M multithreading per core $\Rightarrow PCM$ threads can execute **simultaneously**.
- 2 **Timesharing.** Multiple threads take turns on the same hardware; rapidly switching between threads so all make progress.
- 3 **Hardware support + Timesharing.** PCM threads running simultaneously with timesharing.

Example: Intel i9-9900X

... 10 cores, each core can run 2 threads (multithreading degree). Therefore, $P = 1$, $C = 10$, and $M = 2$, so $PCM = 20$ threads can run simultaneously.

Note that while cores of a single processor share caches (L2, L3), threads execute separately.

Timesharing and Context Switches

- When **timesharing**, the switch from one thread to another is called a **context switch**
- What happens during a context switch:
 - 1 decide which thread will run next (scheduling)
 - 2 save register contents of current thread
 - 3 load register contents of next thread
- **Thread context** must be saved/restored carefully, since thread execution continuously changes the context

Timesharing

... each thread gets a small amount of time to execute on the CPU, when it expires, a context switch occurs. Threads **share** the CPU, giving the user the illusion of multiple programs running at the same time.

Context Switch on the MIPS (1 of 2)

```
/* See kern/arch/mips/thread/switch.S */

switchframe_switch:
/* a0: address of switchframe pointer of old thread. */
/* a1: address of switchframe pointer of new thread. */

/* Allocate stack space for saving 10 registers. 10*4 = 40 */
addi sp, sp, -40

sw    ra, 36(sp) /* Save the registers */
sw    gp, 32(sp)
sw    s8, 28(sp)
sw    s6, 24(sp)
sw    s5, 20(sp)
sw    s4, 16(sp)
sw    s3, 12(sp)
sw    s2, 8(sp)
sw    s1, 4(sp)
sw    s0, 0(sp)

/* Store the old stack pointer in the old thread */
sw    sp, 0(a0)
```

Context Switch on the MIPS (2 of 2)

```
/* Get the new stack pointer from the new thread */
lw    sp, 0(a1)
nop                    /* delay slot for load */

/* Now, restore the registers */
lw    s0, 0(sp)
lw    s1, 4(sp)
lw    s2, 8(sp)
lw    s3, 12(sp)
lw    s4, 16(sp)
lw    s5, 20(sp)
lw    s6, 24(sp)
lw    s8, 28(sp)
lw    gp, 32(sp)
lw    ra, 36(sp)
nop                    /* delay slot for load */

/* and return. */
j ra
addi sp, sp, 40        /* in delay slot */
.end switchframe_switch
```

- `switchframe_switch` is called by C function `thread_switch`
 - `thread_switch` is the **caller**; it will save/restore the **caller-save** registers
 - `switchframe_switch` is the **callee**; it must save/restore the **callee-save** registers
 - `switchframe_switch`, saves **callee-save** registers to the old thread stack; it restores the **callee-save** registers from the new threads stack
- MIPS R3000 is pipelined; **delay-slots** are used to protect against:
 - **load-use hazards**, where loaded values are used in the next instruction
 - **control hazards**, where we don't know which instruction to fetch next

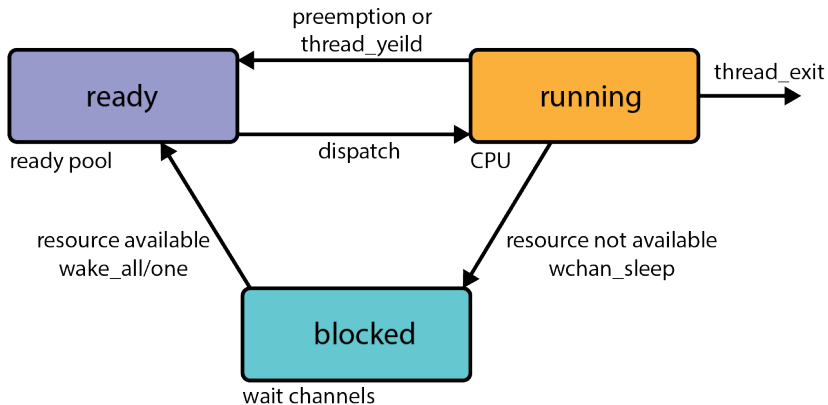
What Causes Context Switches?

- the running thread calls **thread_yield**
 - running thread **voluntarily** allows other threads to run
- the running thread calls **thread_exit**
 - running thread **is terminated**
- the running thread **blocks**, via a call to **wchan_sleep**
 - more on this later ...
- the running thread is **preempted**
 - running thread **involuntarily** stops running

The OS

... strives to maintain high CPU utilization. Hence, in addition to timesharing, context switches occur whenever a thread ceases to execute instructions.

Thread States



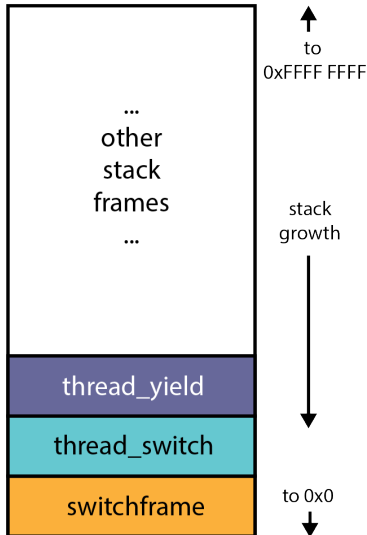
running: currently executing

ready: ready to execute

blocked: waiting for something, so not ready to execute.

OS/161 Thread Stack after Voluntary Context Switch

stack

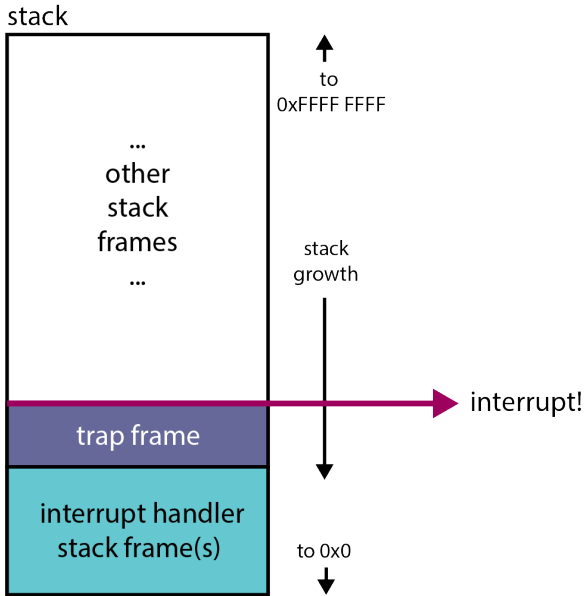


- program calls `thread_yield`, to yield the CPU
- `thread_yield` calls `thread_switch`, to perform a context switch
- `thread_switch` chooses a new thread, calls `switchframe_switch` to perform low-level context switch

- **timesharing**—concurrency achieved by rapidly switching between threads
 - how rapidly? impose a limit on CPU time, the **scheduling quantum**
 - the quantum is an **upper bound** on how long a thread can run before it must yield the CPU
- how do you stop a running thread, that never yields, blocks or exits when the quantum expires?
 - **preemption** forces a running thread to stop running, so that another thread can have a chance
 - to implement preemption, the thread library must have a means of “getting control” (causing thread library code to be executed) even though the running thread has not called a thread library function
 - this is normally accomplished using **interrupts**

- an **interrupt** is an event that occurs during the execution of a program
- interrupts are caused by system devices (hardware), e.g., a timer, a disk controller, a network interface
- when an interrupt occurs, the hardware automatically transfers control to a fixed location in memory
- at that memory location, the thread library places a procedure called an **interrupt handler**
- the interrupt handler normally:
 - 1 create a **trap frame** to record thread context at the time of the interrupt
 - 2 determines which device caused the interrupt and performs device-specific processing
 - 3 restores the saved thread context from the trap frame and resumes execution of the thread

OS/161 Thread Stack after in Interrupt

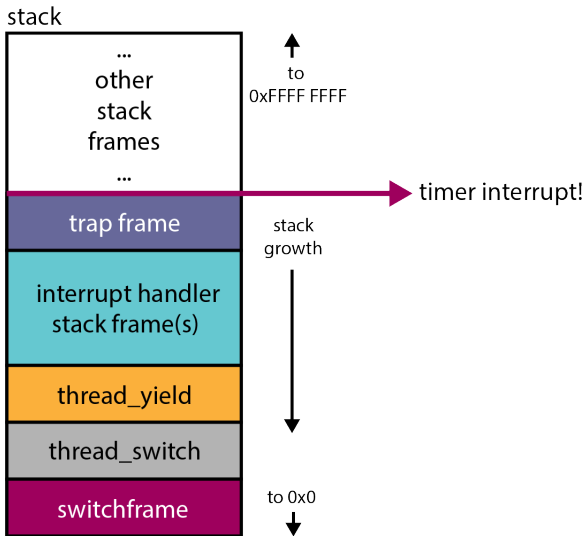


Preemptive Scheduling

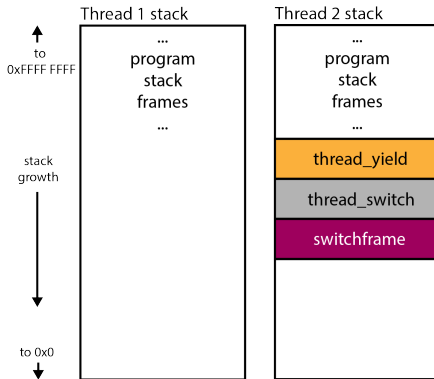
- A preemptive scheduler uses the **scheduling quantum** to impose a time limit on running threads
- Threads may block or yield before their quantum has expired.
- Periodic timer interrupts allow running time to be tracked.
- If a thread has run too long, the timer interrupt handler preempts the thread by calling `thread_yield`.
- The preempted thread changes state from running to ready, and it is placed on the **ready queue**.
- Each time a thread goes from ready to running, the runtime starts out at 0. Runtime does not accumulate.

OS/161 threads use **preemptive round-robin scheduling**.

OS/161 Thread Stack after Preemption

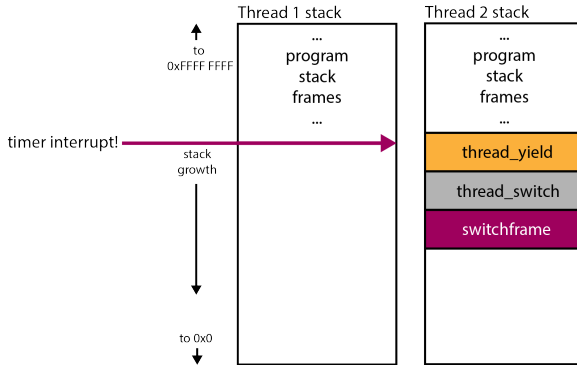


Two-Thread Example - 1



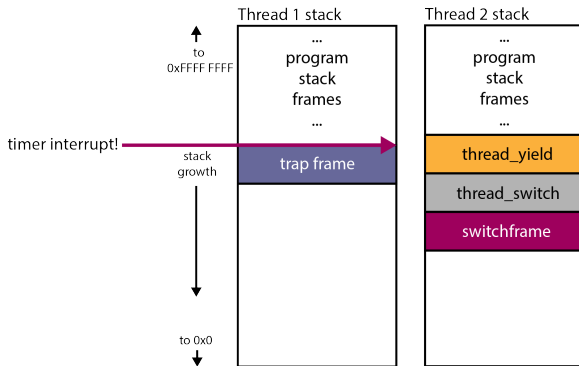
Thread 1 is **RUNNING**. Thread 2 is **READY**, having called `thread_yield` previously.

Two-Thread Example - 2



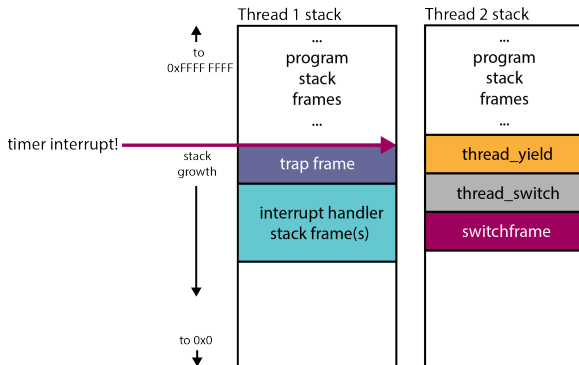
A timer interrupt occurs.

Two-Thread Example - 3



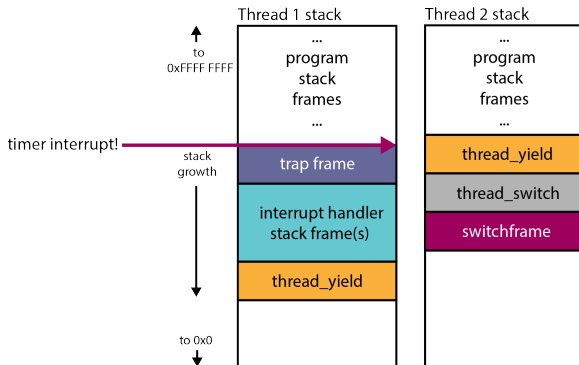
Thread 1 is preempted, a trapframe is created to save its context.

Two-Thread Example - 4



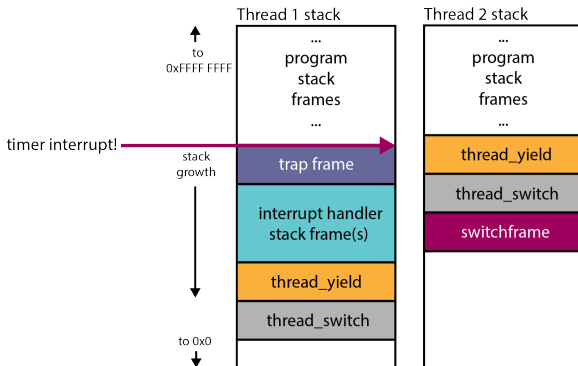
The timer interrupt handler determines what happened, and, calls the appropriate handler.

Two-Thread Example - 5



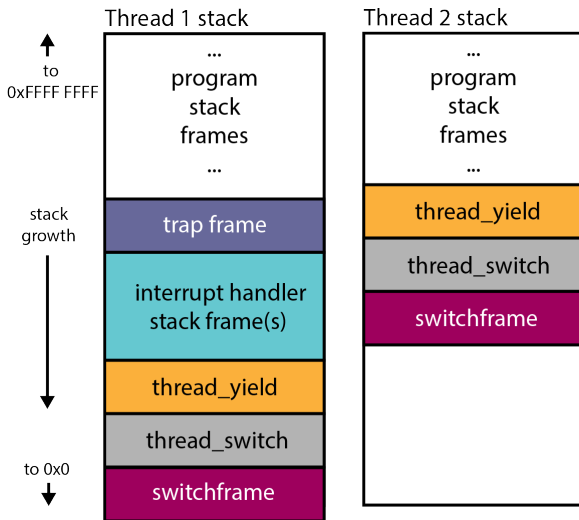
Thread 1 has exceeded its quantum. Yield the CPU to another thread, call `thread_yield`.

Two-Thread Example - 6



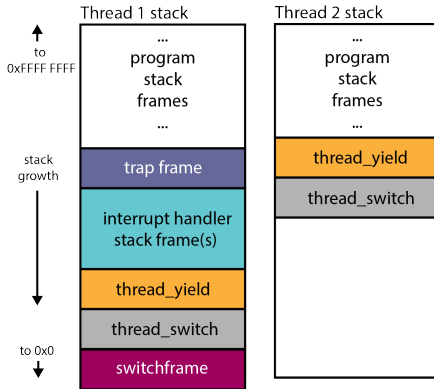
High-level context switch: choose new thread, save caller-save registers.

Two-Thread Example - 7



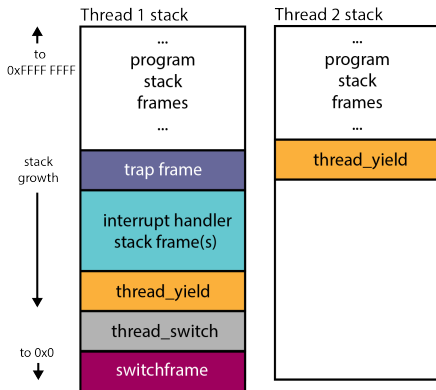
Low-level context switch. Save callee-save registers.

Two-Thread Example - 8



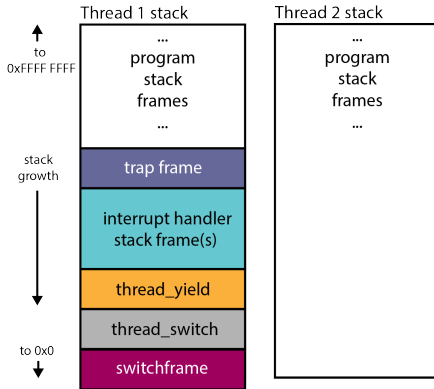
Thread 2 is now **RUNNING**, Thread 1 is now **READY**. Thread 2 returns from low-level context switch, restoring callee-save registers.

Two-Thread Example - 9



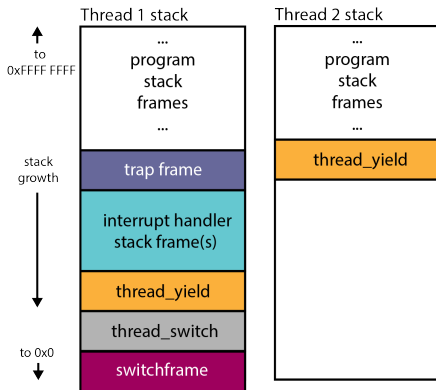
Return from high-level context switch, restoring caller-save registers.

Two-Thread Example - 10



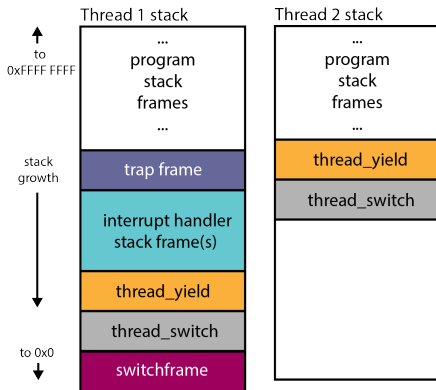
Return from yield. Context is fully restored. Thread 2 is now running its regular program.

Two-Thread Example - 11



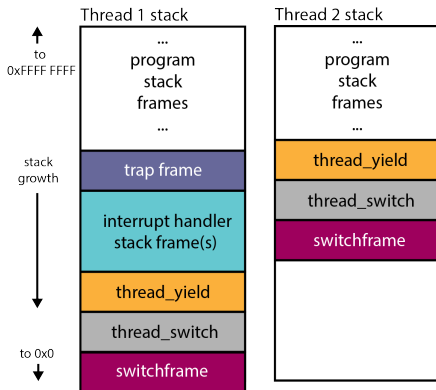
Thread 2 yields.

Two-Thread Example - 12



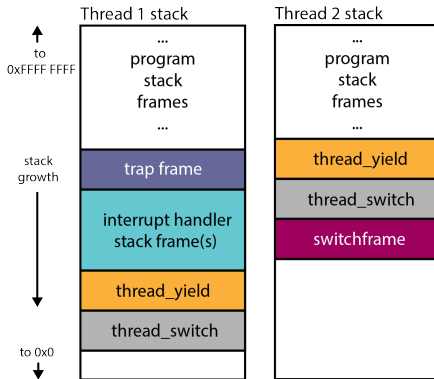
High-level context switch.

Two-Thread Example - 13



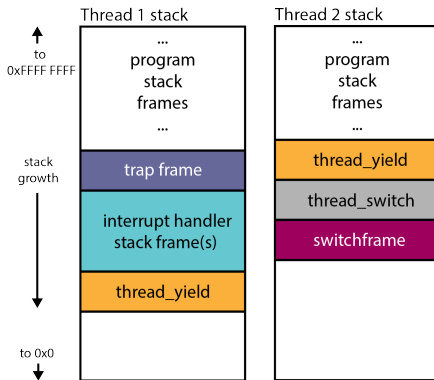
Low-level context switch.

Two-Thread Example - 14



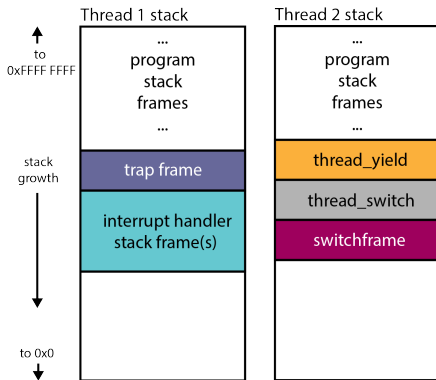
Thread 1 is now **RUNNING**. Thread 2 is now **READY**. Return from low-level context switch.

Two-Thread Example - 15



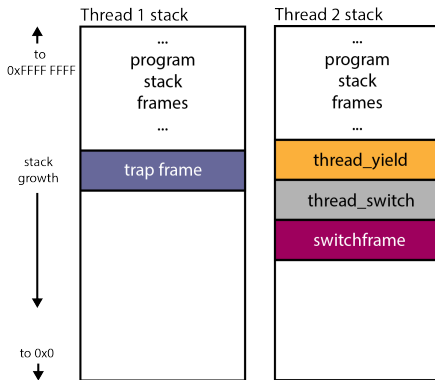
Return from high-level context switch.

Two-Thread Example - 16



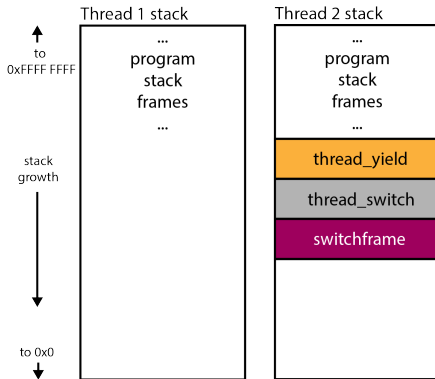
Return from yield.

Two-Thread Example - 17



Return from interrupt handling functions.

Two-Thread Example - 18



Restore thread 1's context (stored in the trapframe), return to regular program.